










WIND SPINNER INSTRUCTIONS

IMPORTANT: DOUBLE CHECK CONTENTS BEFORE DISCARDING THE PACKAGING TO PREVENT LOSING PARTS THAT ARE NEEDED FOR THE ASSEMBLY

				
AX1	BX2	CX1	DX1	EX2

STEP 1	STEP 2	STEP 3	STEP 4
			
STEP 5	STEP 6	STEP 7	STEP 8
