



# Mole Spring Trap Instructions

Easy to Set, Effective Mole Control

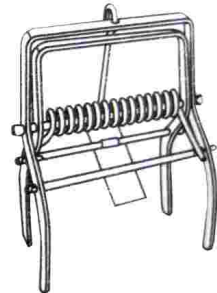
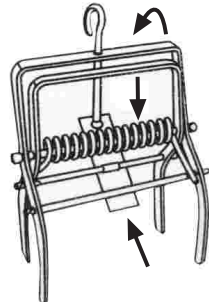
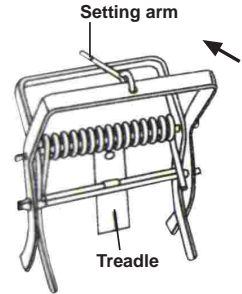
## How To Set:

1. Slide treadle to the centre of the trap so that it is position directly below the setting arm.
2. Lay the setting arm flat across the top of the trap.
3. Squeeze the two parts of the trap together so that the setting arm now hangs down towards the treadle.
4. Insert the end of the setting arm into the hole at the end of the treadle.
5. Place the trap upright within the mole run and cover to exclude daylight.
6. Check daily.

**To maximise catch-rates use one or more traps per 1,000 square metre area. Other products available include the Mole Tunnel Trap and Mole Claw Trap.**

[www.pestbye.com](http://www.pestbye.com)

0870 499 0220



---

## To prevent moles from reoccurring why not try our :

### Advanced Solar Mole Repeller

Ultrasonic mole repellers are the humane way to clear moles from your lawn. Just push it in and leave it - it's that easy. No traps, no dangerous poison. Less than 1 in a 100 returned. These devices really do work. No need for batteries, as device is solar powered.

Please call or visit our website for more details:

**Customer Service: 0870 499 0220**

[www.pestbye.com](http://www.pestbye.com)

