







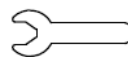
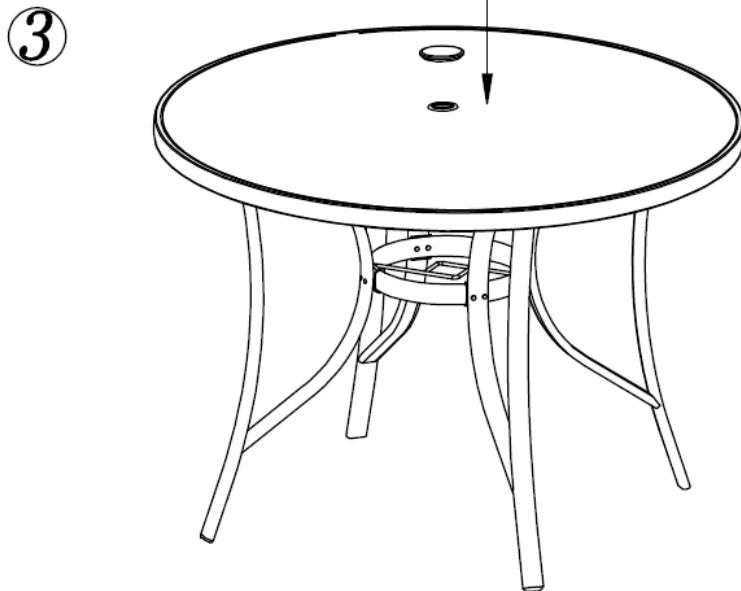
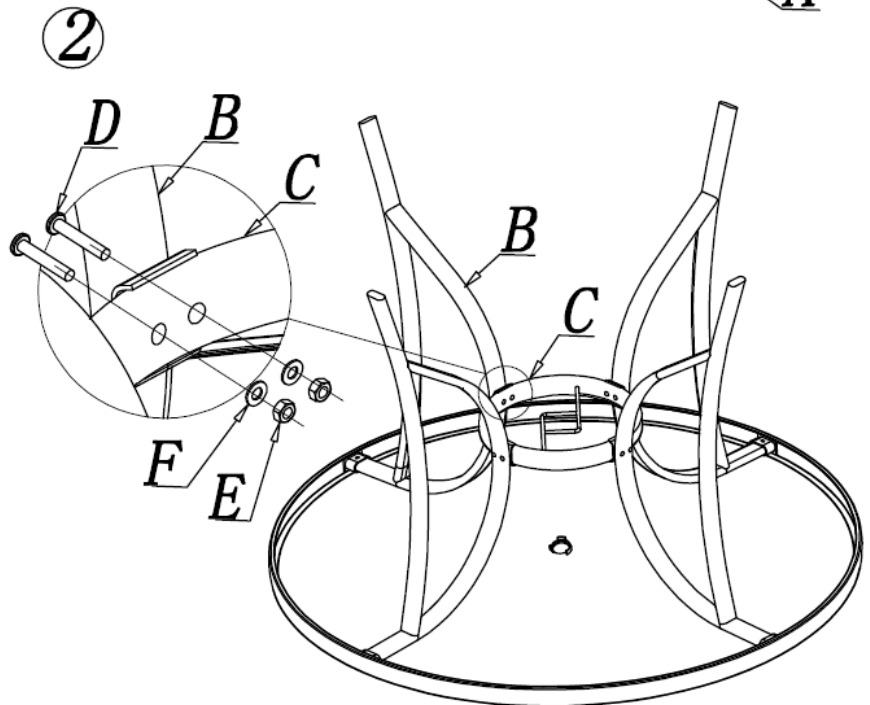
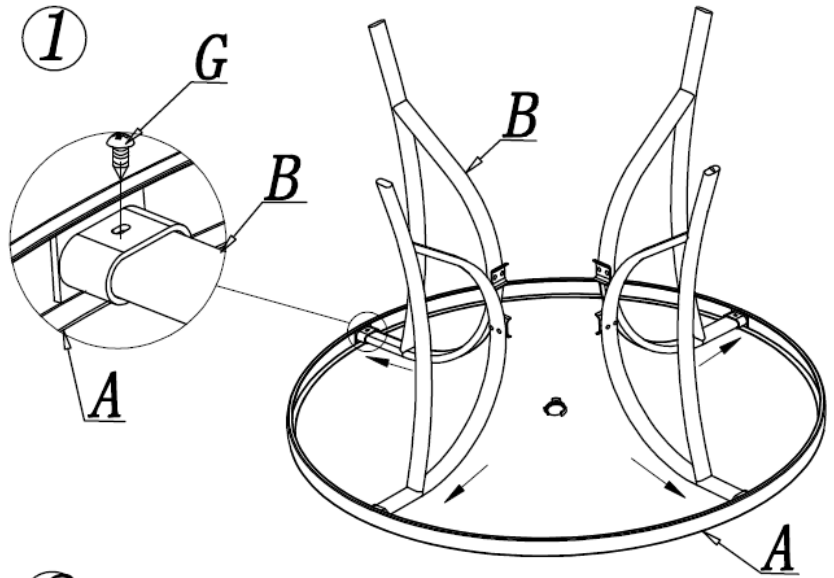


<i>A</i>		<i>1</i>
<i>B</i>		<i>4</i>
<i>C</i>		<i>1</i>
<i>D</i>	 <i>M6*36</i>	<i>8</i>
<i>E</i>	 <i>M6</i>	<i>8</i>
<i>F</i>		<i>8</i>
<i>G</i>	 <i>ST4*12</i>	<i>4</i>
<i>H</i>		<i>1</i>
<i>I</i>		<i>1</i>



Congratulations on your purchase of your Hectare Furniture!

Before assembling, please check for damaged parts. Any part that appears damaged should be carefully checked to determine that it can be assembled properly and perform its intended function.

Please contact our Customer Service department on 0118 9035210 to notify us of any faults or damaged pieces and request a replacement to be sent. Photos evidence maybe required.

### **Care and Maintenance**

- To clean and maintain the furniture use a damp cloth combined with glass cleaner or soapy water
- Protect your furniture from excessive heat, spillage and sunlight
- Make sure all parts are loosely assembled before tightening each fixing
- Periodically check all fixings to ensure none have come loose and re-tighten where necessary.
- Before cleaning the table, apply a small amount of the cleaning solution to an isolated area of the tempered glass. If damage or discoloration appears, do not use the cleaning solution.
- If using with a parasol please ensure that a parasol base is used at all times.

### **Warnings**

- Never drag furniture when moving it, always lift it.
- Please be aware tempered glass surfaces offer a high level of safety. In case of breakage, the glass will crumble into small fragments.
- Furniture can be dangerous if incorrectly installed. Assembly should be carried out by a competent person. No liability will be accepted for damage or injury caused by incorrectly installed or assembled furniture.
- If the glass is chipped or broken stop using the product and consult the manufacturer or supplier.
- Do not place very hot or very cold items on the glass surfaces without the use of adequate table mats/coasters
- Do not sit or stand upon the glass surfaces
- Do not strike the glass with hard or pointed items
- When cleaning glass panels use a damp cloth with washing up liquid or soft soap if necessary; do not use washing powders or any other substances containing abrasives since these substances scratch glass.

**PLEASE KEEP THESE INSTRUCTIONS FOR FUTURE REFERENCE**