

BOLLARDS SPECIFICATION SHEET



COLLINGWOOD
LIGHTING

01604 495 151
collingwoodlighting.com

- @collingwoodLED
- /collingwoodlighting
- collingwoodled

BOL LED

Hand crafted and bespoke wooden bollard

FEATURES

Wattage	5W
IP rating	IP65
Colour flexibility	Fixed colour
Input	Mains AC
LED Lifetime	70,000h L70 B10
SDCM	3SDCM

INSTALLATION INFORMATION

Bathroom zone	2
Inrush Current	17.9A 0.1ms
Construction Material	Iroko wood
Weight	5500g
Maximum ambient temperature	35°C
SELV	N/A (Integrated SELV driver)

GUARANTEE / WARRANTY

7 year extended warranty

FEATURES & BENEFITS

- Choice of wood finishes: Iroko, Sapele or Oak
- Pointed, Chamfered or Domed top
- Choice of low-voltage or straight-to-mains
- Side-entry cable or base-entry cable options
- Three colour temperature options: 2700K, 3000K or 4000K
- 7-year warranty

PHOTOMETRICS @ 25°C

Partcode	Feature I	Feature II	Feature III	Colour	Beam angle	CRI	lm	lm/W	lx @ 1m
BL03FIS27	Triple LED	Chamfered	Side cable entry	2700K	110°	>80Ra	156	31	78
BL03DIS27	Triple LED	Domed	Side cable entry	2700K	110°	>80Ra	156	31	78
BL03PIS27	Triple LED	Pointed	Side cable entry	2700K	110°	>80Ra	156	31	78
BL03FIB27	Triple LED	Chamfered	Base cable entry	2700K	110°	>80Ra	156	31	78
BL03DIB27	Triple LED	Domed	Base cable entry	2700K	110°	>80Ra	156	31	78
BL03PIB27	Triple LED	Pointed	Base cable entry	2700K	110°	>80Ra	156	31	78

WIRING INFORMATION

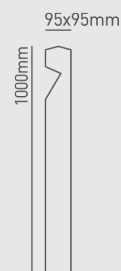
Cable / Flying Lead	NEW 1.5mm SY 2 Core PVC Steel Braid Cable
Type of Wiring Required	Parallel

LED DRIVERS

Product code	Input	SELV	Dimming	Bathroom zone	Min	Max
N/A (integrated SELV driver)	N/A	N/A	N/A	N/A	N/A	N/A

ACCESSORIES

BOL LED BRACKET
JB5



This luminaire contains built-in LED lamps.

The lamps cannot be changed in the luminaire.

LED

COLLINGWOOD 874/2012

BOLLARDS SPECIFICATION SHEET


PRODUCT CODES


Partcode	Feature I	Feature II	Feature III	Colour
BL03FIS27	Triple LED	Chamfered	Side cable entry	2700K
BL03FIS30	Triple LED	Chamfered	Side cable entry	3000K
BL03FIS40	Triple LED	Chamfered	Side cable entry	4000K
BL03FOS27	Triple LED	Chamfered	Side cable entry	2700K
BL03FOS30	Triple LED	Chamfered	Side cable entry	3000K
BL03FOS40	Triple LED	Chamfered	Side cable entry	4000K
BL03FSS27	Triple LED	Chamfered	Side cable entry	2700K
BL03FSS30	Triple LED	Chamfered	Side cable entry	3000K
BL03FSS40	Triple LED	Chamfered	Side cable entry	4000K
BL03DIS27	Triple LED	Domed	Side cable entry	2700K
BL03DIS30	Triple LED	Domed	Side cable entry	3000K
BL03DIS40	Triple LED	Domed	Side cable entry	4000K
BL03DOS27	Triple LED	Domed	Side cable entry	2700K
BL03DOS30	Triple LED	Domed	Side cable entry	3000K
BL03DOS40	Triple LED	Domed	Side cable entry	4000K
BL03DSS27	Triple LED	Domed	Side cable entry	2700K
BL03DSS30	Triple LED	Domed	Side cable entry	3000K
BL03DSS40	Triple LED	Domed	Side cable entry	4000K
BL03PIS27	Triple LED	Pointed	Side cable entry	2700K
BL03PIS30	Triple LED	Pointed	Side cable entry	3000K
BL03PIS40	Triple LED	Pointed	Side cable entry	4000K
BL03POS27	Triple LED	Pointed	Side cable entry	2700K
BL03POS30	Triple LED	Pointed	Side cable entry	3000K
BL03POS40	Triple LED	Pointed	Side cable entry	4000K
BL03PSS27	Triple LED	Pointed	Side cable entry	2700K
BL03PSS30	Triple LED	Pointed	Side cable entry	3000K
BL03PSS40	Triple LED	Pointed	Side cable entry	4000K
BL03FIB27	Triple LED	Chamfered	Base cable entry	2700K
BL03FIB30	Triple LED	Chamfered	Base cable entry	3000K
BL03FIB40	Triple LED	Chamfered	Base cable entry	4000K
BL03FOB27	Triple LED	Chamfered	Base cable entry	2700K
BL03FOB30	Triple LED	Chamfered	Base cable entry	3000K
BL03FOB40	Triple LED	Chamfered	Base cable entry	4000K
BL03FSB27	Triple LED	Chamfered	Base cable entry	2700K
BL03FSB30	Triple LED	Chamfered	Base cable entry	3000K
BL03FSB40	Triple LED	Chamfered	Base cable entry	4000K
BL03DIB27	Triple LED	Domed	Base cable entry	2700K
BL03DIB30	Triple LED	Domed	Base cable entry	3000K
BL03DIB40	Triple LED	Domed	Base cable entry	4000K
BL03DOB27	Triple LED	Domed	Base cable entry	2700K
BL03DOB30	Triple LED	Domed	Base cable entry	3000K
BL03DOB40	Triple LED	Domed	Base cable entry	4000K
BL03DSB27	Triple LED	Domed	Base cable entry	2700K
BL03DSB30	Triple LED	Domed	Base cable entry	3000K
BL03DSB40	Triple LED	Domed	Base cable entry	4000K
BL03PIB27	Triple LED	Pointed	Base cable entry	2700K
BL03PIB30	Triple LED	Pointed	Base cable entry	3000K
BL03PIB40	Triple LED	Pointed	Base cable entry	4000K
BL03POB27	Triple LED	Pointed	Base cable entry	2700K
BL03POB30	Triple LED	Pointed	Base cable entry	3000K
BL03POB40	Triple LED	Pointed	Base cable entry	4000K
BL03PSB27	Triple LED	Pointed	Base cable entry	2700K
BL03PSB30	Triple LED	Pointed	Base cable entry	3000K
BL03PSB40	Triple LED	Pointed	Base cable entry	4000K




**COLLINGWOOD
LIGHTING**

01604 495 151
collingwoodlighting.com

 @collingwoodLED

 /collingwoodlighting

 collingwoodled

BOL LED

Adding style and flair to any design scheme, bollards can add depth and dimension to a landscape. This high-quality bollard is made from hardwood with sleek chamfered top and features a triple LED for a wide beam angle. Perfect for use with driveways and pathways, this bollard can be purposely positioned in a uniformed capacity to highlight a space or integrated into a landscape feature.

For added flexibility, we have provided two cable entry options - side or base - depending on whether the bollard will be recessed or surface mounted, and a choice between three white LED colour options.