

GROUND LIGHTS SPECIFICATION SHEET



COLLINGWOOD
LIGHTING

01604 495 151
collingwoodlighting.com

- @collingwoodLED
- /collingwoodlighting
- collingwoodled

GL200

Large domed marker light

FEATURES

Wattage	5.7W
IP rating	IP67
IK rating	IK10
Colour flexibility	Fixed colour
Walk Over / Drive Over	Drive over (15mph maximum)
Input	Mains AC
LED Lifetime	70,000h L70
SDCM	3SDCM

INSTALLATION INFORMATION

Cut Out Size	Ø 65mm
Bathroom zone	2
Inrush Current	31A 0.12ms
Construction Material	Stainless steel (316)
Weight	960g
Maximum ambient temperature	35°C
SELV	Yes

GUARANTEE / WARRANTY

7 year extended warranty

FEATURES & BENEFITS

- Straight to mains
- Large diameter
- Drive over up to 18kN (approx. a 7 ton vehicle) - use with TUBE/68
- Marine grade stainless steel 316
- Long lifetime of 70,000hrs
- 7 year warranty

PHOTOMETRICS @ 25°C

Partcode	Feature I	Colour	Beam angle	CRI	lm	lm/W
GL200DX1X27	1 window	2700K	90°	>80Ra	10	2
GL200DX1X30	1 window	3000K	90°	>80Ra	10	2
GL200DX1X40	1 window	4000K	90°	>80Ra	10	2
GL200DX2127	2 windows, 1 direction	2700K	90°	>80Ra	20	4
GL200DX2130	2 windows, 1 direction	3000K	90°	>80Ra	20	4
GL200DX2140	2 windows, 1 direction	4000K	90°	>80Ra	20	4
GL200DX2227	2 windows, 2 directions	2700K	90°	>80Ra	20	4
GL200DX2230	2 windows, 2 directions	3000K	90°	>80Ra	20	4
GL200DX2240	2 windows, 2 directions	4000K	90°	>80Ra	20	4
GL200DX3X27	3 windows	2700K	90°	>80Ra	30	5
GL200DX3X30	3 windows	3000K	90°	>80Ra	30	5
GL200DX3X40	3 windows	4000K	90°	>80Ra	30	5
GL200DX4X27	4 windows	2700K	90°	>80Ra	40	7
GL200DX4X30	4 windows	3000K	90°	>80Ra	40	7
GL200DX4X40	4 windows	4000K	90°	>80Ra	40	7

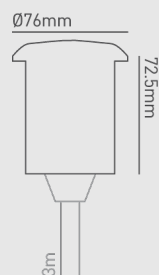
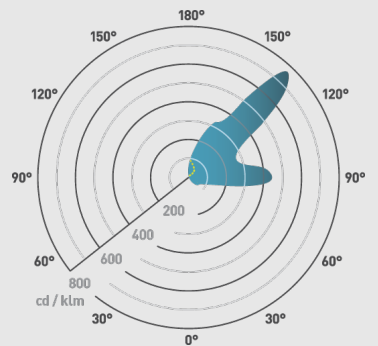
WIRING INFORMATION

Cable / Flying Lead	3m H05RN-F rubberised cable (outside diameter: 7mm)
Type of Wiring Required	Parallel

LED DRIVERS

Product code	Input	SELV	Dimming	Bathroom zone	Min	Max
N/A (intergrated SELV driver)	N/A	N/A	No	2	-	-

Beam angle: 90°



This luminaire contains built-in LED lamps.

The lamps cannot be changed in the luminaire.

LED

A+ A A C D E

874/2012

GROUND LIGHTS SPECIFICATION SHEET


ACCESSORIES


TUBE/68	Installation tube
JB5	Gel filled waterproof connector
WC 5-9	Quick waterproof connector




COLLINGWOOD
LIGHTING

01604 495 151
collingwoodlighting.com

 @collingwoodLED

 /collingwoodlighting

 collingwoodled

GL200

The GL200 creates a grazing light effect from a domed, marine-grade stainless steel 316 housing. This product is available in five different window styles and three colour temperatures to suit a wide range of applications. This is ideal for providing low-glare illumination for decorative effect and safe navigation of driveways and car parks.