



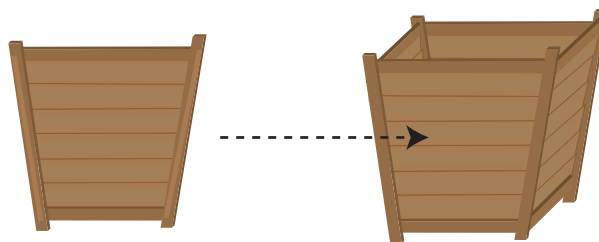
Place all the parts out flat, as shown here, notice the direction of the pieces.



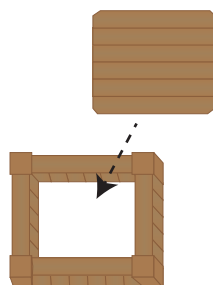
Slot into the grooves on the side panels



Until all the side slats have been placed in.



Then add the last side piece together and screw into to place to tighten it up.



Place the last piece into the base